



INDIRA GANDHI INSTITUTE OF DEVELOPMENT RESEARCH
(An Advanced Research Institute Established by Reserve Bank of India)
Deemed To Be University
General A.K. Vaidya Marg, Santosh Nagar, Goregaon (East), Mumbai - 400 065

Online Examination for Admission to Ph.D. Programme 2020
INFORMATION HANDOUT

This Admission Test will be conducted ONLINE.

This handout contains details pertaining to various aspects of the online exam you are going to undertake and important instructions about related matters. You are advised to study the handout carefully as it will help you in preparing for the examination.

Before appearing for the online examination you should strictly ensure yourself that you fulfil the eligibility criteria in all respects. **IGIDR** will reject, at any stage, any candidate who does not satisfy the eligibility criteria.

Please note that you will have to pass in each of the tests. However, since this is a competitive examination, mere passing is not adequate. You have to obtain a high rank in the order of merit. You should, therefore, put in your best efforts in the examination.

The on-line examination will comprise the following two objective type multiple choice tests.

Sr. No.	Name of Test	Number of Questions	Maximum Marks	Duration
I	English Comprehension	20	40	Composite Time of 180 Minutes
II	Basic Mathematics	50	100	


The time for the test is 180 minutes; however you may have to be at the venue for approximately 4 hours including the time required for logging in, collection of the call letters, giving of instructions etc. The tests will be provided in English. You can attempt any question at any point of time within these 180 minutes. **There will be penalty for wrong answers marked in objective type test. For every question for which a wrong answer is marked, 1/4th of the marks allotted to that question will be deducted as penalty.**


You have to qualify in each of the tests separately. The qualifying criteria will be decided by the Institute.


(A) Details of the On-line Examination Pattern


- (1) The examination will be conducted on-line i.e. on a computer.
- (2) All tests will be in English.
- (3) All the questions will have multiple choices. Out of the five answers to a question only one will be the correct answer. **The candidate has to select the most appropriate answer and 'mouse click' that alternative which he/ she feels is appropriate/ correct. The alternative/ option that is clicked on will be treated as the answer to that question. Answer to any question will be considered for final evaluation, only when candidates have submitted the answers by clicking on "Save & Next" or "Mark for Review & Next".**


- (4) The clock has been set at the server and the countdown timer at the top right corner of your screen will display the time remaining for you to complete the exam. When the clock runs out the exam ends by default - you are not required to end or submit your exam.
- (5) The Question Palette displayed on the right side of screen will show the status of each question using one of the following symbols:

 You have not visited the question yet.

 You have not answered the question.

 You have answered the question.

 You have NOT answered the question, but have marked the question for review.

 The question(s) "Answered and Marked for Review" will be considered for evaluation.

The Marked for Review status for a question simply indicates that you would like to look at that question again. *If a question is answered and Marked for Review, your answer for that question will be considered in the evaluation.*

- (6) To select a question to answer, you can do one of the following :
- (a) Click on the question number on the question palette at the right of your screen to go to that numbered question directly. Note that using this option **does NOT save your answer** to the current question.
 - (b) Click on **'Save & Next'** to save answer to current question and to go to the next question in sequence.
 - (c) Click on **'Mark for Review and Next'** to save answer to current question, mark it for review, and to go to the next question in sequence.
- (7) To select your answer, click on one of the option buttons.
- (8) To change your answer, click another desired option button.
- (9) To save your answer, you **MUST** click on **Save & Next**.
- (10) To deselect a chosen answer, click on the chosen option again or click on the **Clear Response** button.
- (11) To mark a question for review click on **Mark for Review & Next**. *If an answer is selected for a question that is Marked for Review, the answer will be considered in the final evaluation.*
- (12) To change an answer to a question, first select the question and then click on the new answer option followed by a click on the **Save & Next** button.
- (13) Questions that are saved or marked for review after answering will ONLY be considered for evaluation.**
- (14) Sections will be displayed on the top bar of the screen. Questions in a section can be viewed by clicking on the section name. The section you will view will be highlighted.
- (15) After clicking the **Save & Next** button on the last question for a section, you will automatically be taken to the first question of the next section.
- (16) You can move the mouse cursor over the section names to view the status of the questions for that section.

- (17) You can shuffle between sections and questions anytime during the examination as per your convenience.
- (18) The candidates are requested to follow the instructions of the "Test Administrator" carefully. If any candidate does not follow the instructions / rules, it would be treated as a case of misconduct/ adoption of unfair means and such a candidate would be liable for debarment from appearing for examinations for a period as decided by Organization.
- (19) The candidates may ask the Test Administrator about their doubts or questions only before the commencement of the test. No query shall be entertained after the commencement of the examination.
- (20) After the expiry of 180 minutes, the candidates will not be able to attempt any question or check their answers.
- (21) **Please note :**
 - (a) **Candidates will not be allowed to "finally submit" unless they have exhausted the actual test time.**
 - (b) **Under no circumstances should a candidate click on any of the 'keyboard keys' once the exam starts as this will lock the exam.**

B] General Instructions:

- (1) Please note date, time and venue address of the examination given in the call letter.
- (2) You may visit the venue one day before the Online Examination to confirm the location so that you are able to report **on time** (as printed in the call letter) on the day of the examination. Late comers will not be allowed.
- (3) The call letter must be brought with you to the examination venue along with your recent passport size photograph duly pasted on it. (Preferably the same photograph as was as uploaded).
- (4) You must scrupulously follow the instructions of the Test Administrator and Organization Representative at the examination venue. If you violate the instructions you will be disqualified and will be asked to leave the examination venue.
- (5) No use of calculators (separate or with watch), books, note books or written notes, cell phones (with or without camera facility), or any other electronic device will be allowed during the examination.
- (6) Please bring the call letter with your photograph affixed thereon, currently valid Photo identity proof in original and a photocopy of the same ID proof which you bring in original - THIS IS ESSENTIAL. Please hand over the call-letter alongwith photocopy of photo identity proof duly stapled together to the invigilator. Currently valid photo identity proof may be PAN Card/Passport/Permanent Driving Licence/Voter's Card/Bank Passbook with photograph/Photo Identity proof issued by a Gazetted Officer on official letterhead /Photo Identity proof issued by a People's Representative on official letterhead/Valid recent Identity Card issued by a recognised College/University/Aadhar/E-Aadhar Card with a photograph/Employee ID/Bar Council Identity card with photograph. **Please Note - Ration Card and Learner's Driving License will NOT be accepted as valid ID proof.** Please note that your name as appearing on the call letter (provided by you during the process of registration) should exactly match the name as appearing on the photo identity proof. Female candidates who have changed first/last/middle name post marriage must take special note of this. If there is any mismatch between the name indicated in the Call Letter and Photo Identity Proof you will not be allowed to appear for the exam.

In case of candidates who have changed their name will be allowed only if they produce Gazette notifications/their marriage certification/affidavit.

(7) Biometric data (thumb impression) and photograph will be captured twice at the examination venue i.e. before the start of examination and after completion of examination. Decision of the Biometric data verification authority with regard to its status (matched or mismatched) shall be final and binding upon the candidates. Refusal to participate in the process of biometric data capturing/ verification on any occasion may lead to cancellation of candidature. With regards to the same, please note the following:

- (a) If fingers are coated (stamped ink/ mehndi /coloured...etc), ensure to thoroughly wash them so that coating is completely removed before the examination day.
- (b) If fingers are dirty or dusty, ensure to wash them and dry them before the thumb impression (biometric) is captured.
- (c) Ensure fingers of both hands are dry. If fingers are moist, wipe each finger to dry them.
- (d) If the primary finger (thumb) to be captured is injured/ damaged, immediately notify the concerned authority in the test centre.

(Any failure to observe these points will result in non-admittance for the examination)

- (7) Your responses (answers) will be analysed with other candidates to detect patterns of similarity of right and wrong answers. If in the analytical procedure adopted in this regard, it is inferred/concluded that the responses have been shared and scores obtained are not genuine/valid, your candidature may be cancelled. Any candidate who is found copying or receiving or giving assistance or engaging in any behaviour unbecoming of a candidate will not be considered for assessment. The Organization may take further action against such candidates as deemed fit by it.
- (8) You should bring with you a ball-point pen. A sheet of paper will be provided which can be used for rough work or taking down the question number you would like to review at the end of the test before submitting your answers. After the test is over you MUST hand over this sheet of paper to the Test Administrator before leaving the venue.
- (9) The possibility of occurrences of some problem in the administration of the examination cannot be ruled out completely which may impact test delivery and/or result from being generated. In that event, every effort will be made to rectify such problem, which may include the conduct of another examination if considered necessary. Decision of the test conducting body in this regard shall be final. Candidates not willing to accept such change shall lose his/her candidature for this exam.
- (10) If the examination is held in more than one session, the scores across various sessions will be equated to adjust for slight differences in difficulty level of different test batteries used across sessions. More than one session are required if the nodes capacity is less or some technical disruption takes place at any centre or for any candidate.
- (11) Please note that a candidate is allowed to appear only once in the online examination. Multiple appearance in online examination will result in cancellation of candidature. In case more than one call letter has been generated, candidates are advised to appear only once on the date and at the time mentioned on the respective call letter. All other call letters are to be surrendered.
- (12) Anyone found to be disclosing, publishing, reproducing, transmitting, storing or facilitating transmission and storage of test contents in any form or any information therein in whole or part thereof or by any means verbal or written, electronic or mechanical or taking away the

papers supplied in the examination hall or found to be in unauthorised possession of test content is likely to be prosecuted.

- (13) Instances for providing incorrect information and/or process violation by a candidate detected at any stage of the selection, process will lead to disqualification of the candidate from the selection process and he/she will not be allowed to appear in any recruitment process of the Organization in the future. If such instances go undetected during the current selection process but are detected subsequently, such disqualification will take place with retrospective affect.

IMPORTANT POINTS TO REMEMBER

You are required to bring with you the following:

- (i) Call letter with photo affixed thereon and photo ID card in **Original** and photocopy as mentioned in point 6.
- (ii) One Ball point pen.